

# ASTHMA CALL-BACK SURVEY: ADULTS

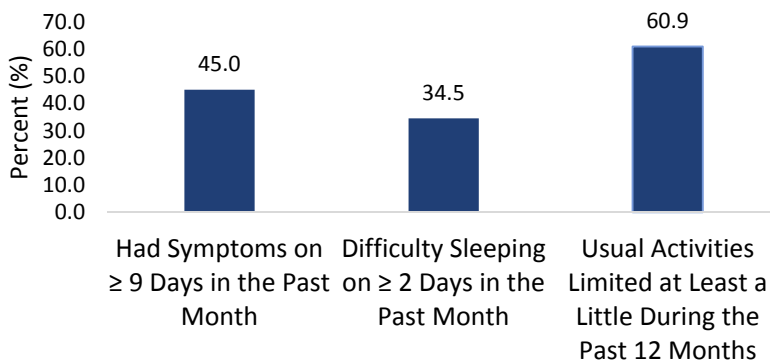
The Michigan Asthma Call-Back Survey (ACBS) is an annual survey in conjunction with the Michigan Behavioral Risk Factor Survey (MiBRFS). Respondents to the MiBRFS who had ever been diagnosed with asthma are asked if they would be willing to participate in the ACBS. This survey asks detailed questions on asthma-related symptoms, health care, medication, and management. This report summarizes some of the findings from the 2011-2013 ACBS for adults who reported having current asthma.

## Asthma Control among Adults with Current Asthma

### Uncontrolled Asthma

- In the past month, 45.0% of adults reported having asthma symptoms on nine or more days.
- 34.5% of adults reported having difficulty sleeping on at least two days in the past month due to asthma.
- 60.9% of adults reported having their usual activities limited at least a little during the past year due to asthma.
- Black adults (56.0%) reported a higher prevalence of difficulty sleeping due to asthma compared to White adults (29.0%) (Data not shown).

Prevalence of Asthma Symptoms among Michigan Adults with Current Asthma, 2011-2013

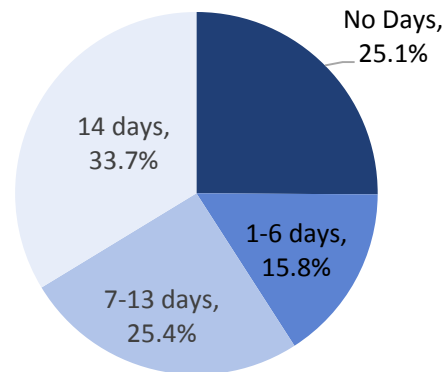


Data source: Michigan Asthma Call-Back Survey, 2011-2013

### Symptom-Free Days

- In a two-week period, 25.1% of adults reported having no symptom-free days, 15.8% reported having one to six symptom-free days, 25.4% reported having 7-13 symptom-free days, and 33.7% reported having all 14 days be symptom-free.
- White adults (25.7%) reported a higher prevalence of having no symptom-free days compared to Black adults (21.0%) (Data not shown).
- Respondents who had an income of less than \$20,000 (29.6%) were more likely to report having no symptom-free days compared to respondents who had an income of \$75,000 or more (16.3%) (Data not shown).

Number of Asthma Symptom Free Days in the Past Two Weeks among Michigan Adults with Current Asthma, 2011-2013

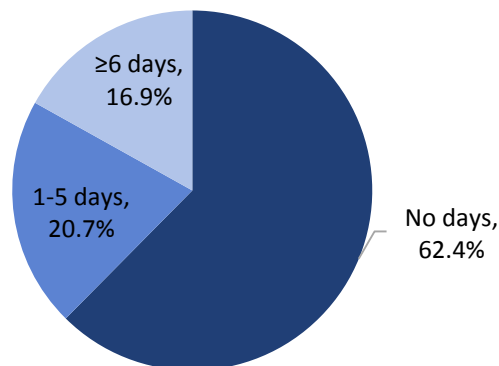


Data source: Michigan Asthma Call-Back Survey, 2011-2013

### Activities Limited

- 16.9% of adults with current asthma were unable to work or carry out their usual activities on six or more days because of their asthma in the last year.
- Black adults (32.7%) reported a higher prevalence of being unable to work or carry out their usual activities because of asthma on at least six days compared to White adults (13.7%) (Data not shown).
- Male adults (67.2%) were more likely to report that their usual activities were not limited due to asthma compared to females (59.6%) (Data not shown).

Number of Days Unable to Carry out Usual Activities Due to Asthma in the Past Year, among Michigan Adults with Current Asthma, 2011-2013



Data source: Michigan Asthma Call-Back Survey, 2011-2013

## Health Care among Adults with Current Asthma

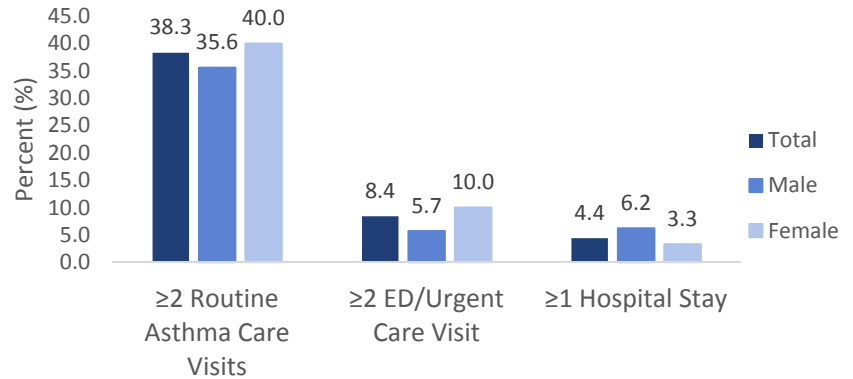
### Health Care Utilization

- 38.3% of adults had two or more routine asthma care visits in the past year.
- In the past year, 8.4% of adults went to the Emergency Department (ED) two or more times for their asthma, 10.0% of females reported this compared to 5.7% of males.
- 4.4% of adults had at least one hospital stay due to their asthma in the last year. 6.2% of males reported being hospitalized for asthma compared to 3.3% of females.

### Cost Barriers to Health Care

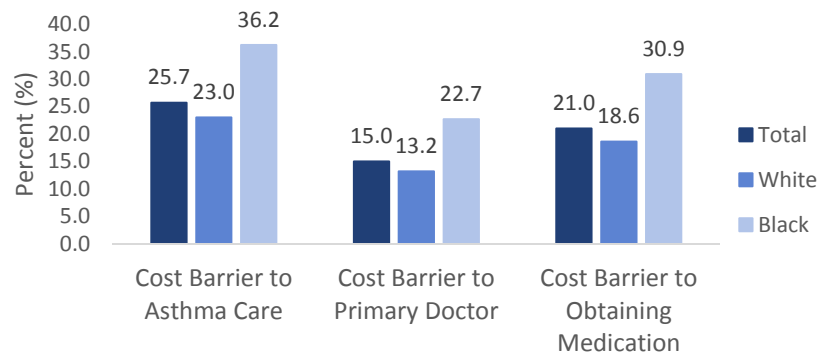
- 25.7% of adults reported having a cost barrier to asthma care. Barriers to asthma care include inability to access primary care, asthma specialist care, or asthma medication due to cost.
- Black adults (36.2%) reported a higher prevalence of having a cost barrier to asthma care compared to White adults (23.0%). There were significant differences between Black and White adults in all categories for experiencing a cost barrier.
- Respondents who were college graduates (14.5%) were less likely report experiencing a cost barrier compared to those with a high school diploma (27.7%) (Data not shown).

Prevalence of Asthma Health Care Utilization in the Past Year among Michigan Adults with Current Asthma, 2011-2013



Data source: Michigan Asthma Call-Back Survey, 2011-2013

Prevalence of Cost Barriers to Asthma Care in the Past 12 Months among Michigan Adults with Current Asthma, 2011-2013

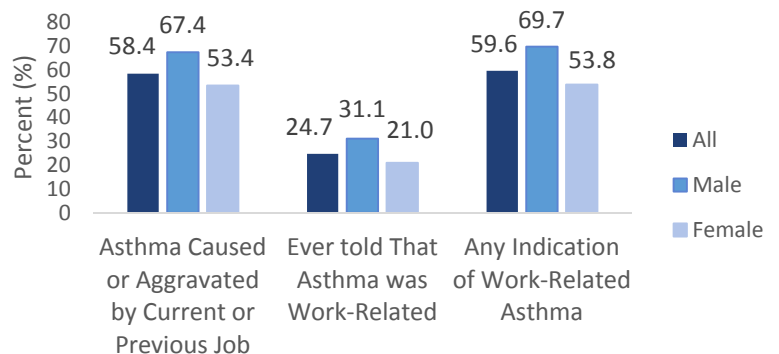


Data source: Michigan Asthma Call-Back Survey, 2011-2013

## Work-Related Asthma among Adults with Current Asthma

- Males (67.4%) were more likely to report having their asthma caused or aggravated by a job compared to females (53.4%).
- Black adults (66.4%) were more likely to report their asthma was caused or aggravated by a job compared to White adults (56.1%) (Data not shown).
- 24.7% of adults reported ever being told by a doctor their asthma was work-related.
- 59.6% of adults reported having any indication of work-related asthma.

Prevalence of Work-Related Asthma among Michigan Adults with Current Asthma, 2011-2013

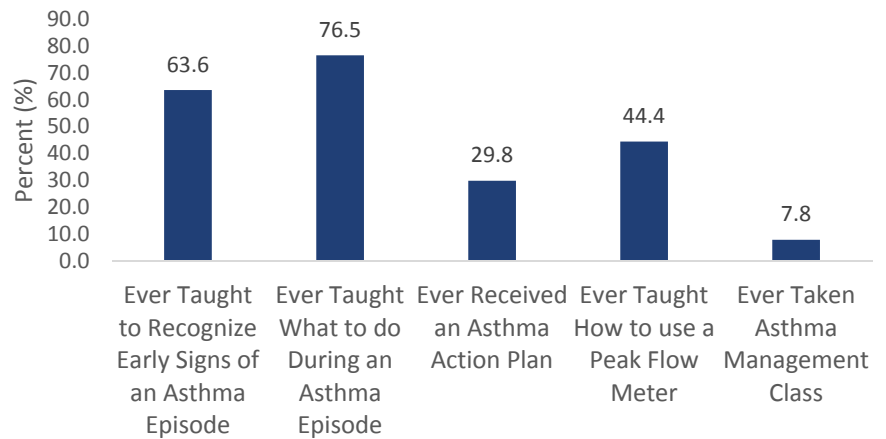


Data source: Michigan Asthma Call-Back Survey, 2011-2013

## Asthma Education among Adults with Current Asthma

- 63.6% of adults have reported being taught to recognize early signs of an asthma episode.
- 76.5% of adults reported being taught what to do during an asthma episode. Black adults (72.9%) reported a higher prevalence compared to White adults (61.7%) (Data not shown).
- 29.8% of adults reported ever receiving an Asthma Action Plan. Females (33.4%) reported a significantly higher prevalence of having an Asthma Action Plan compared to males (23.7%) (Data not shown).

Prevalence of Education Related to Asthma Management among Michigan Adults with Current Asthma, 2011-2013



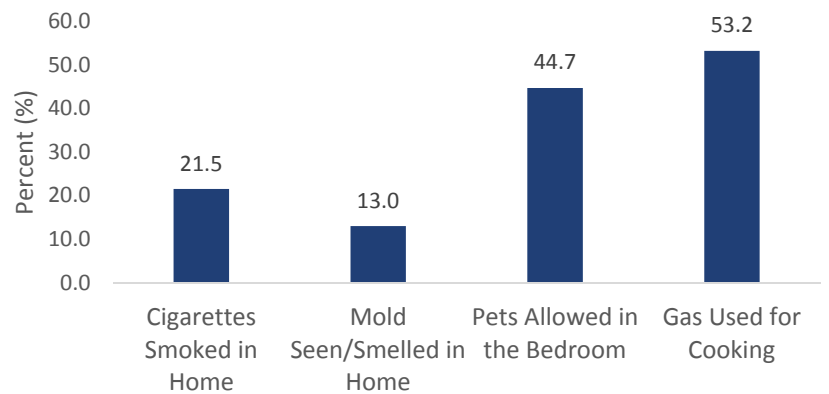
Data source: Michigan Asthma Call-Back Survey, 2011-2013

## Indoor Environment among Adults with Current Asthma

### Asthma Triggers

- 21.5% of adults reported that cigarettes have been smoked in their home. Respondents who were a college graduate (7.3%) were less likely to report this compared to respondents whose highest level of education was high school (27.0%) (Data not shown).
- 44.7% of adults reported pets are allowed in their bedroom.
- Gas used for cooking was the most reported indoor asthma trigger (53.2%). Black adults (62.1%) reported a higher prevalence of using gas for cooking compared to White adults (52.7%) (Data not shown).

Prevalence of Indoor Asthma Triggers in the Home among Michigan Adults with Current Asthma, 2011-2013

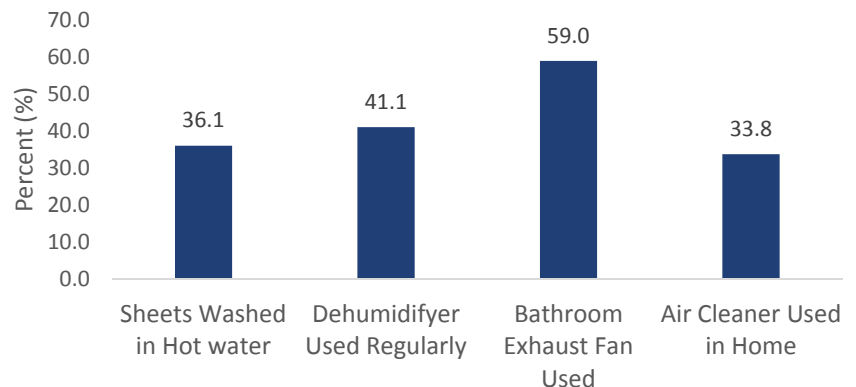


Data source: Michigan Asthma Call-Back Survey, 2011-2013

### Asthma Trigger Avoidance

- 36.1% of adults reported washing their sheets in hot water. Females (38.5%) reported a higher prevalence compared to males (31.9%) (Data not shown).
- 41.1% of adults reported using a dehumidifier regularly.
- Using a bathroom exhaust fan was the most reported avoidance behavior (59.0%). White adults (64.1%) reported a higher prevalence of this compared to Black adults (39.8%) (Data not shown).

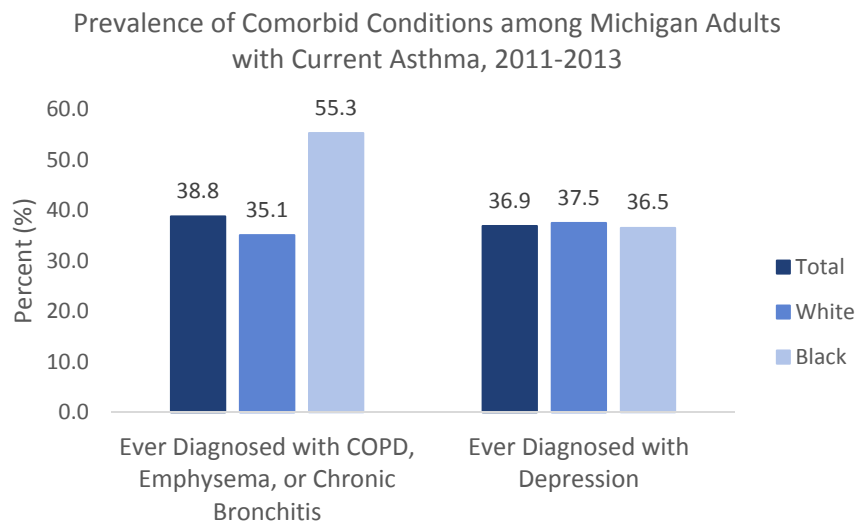
Prevalence of Asthma Trigger Avoidance Behaviors in the Home among Michigan Adults with Current Asthma, 2011-2013



Data source: Michigan Asthma Call-Back Survey, 2011-2013

## Comorbidities

- 38.8% of adults with asthma reported ever being diagnosed with chronic obstructive pulmonary disease (COPD), emphysema, or chronic bronchitis. Black adults (55.3%) reported a higher prevalence of being diagnosed compared to White adults (35.1%).
- 36.9% of adults reported ever being diagnosed with depression. While there were no differences seen by race, females (39.8%) reported a higher prevalence compared to males (32.0%) (Data not shown).



Data source: Michigan Asthma Call-Back Survey, 2011-2013

## Notes

### Definitions:

- Current asthma is defined as a “yes” response to both of the following questions: “Have you ever been told by a doctor or other health professional that you have asthma?” and “Do you still have asthma?”

### Methods:

- The total 3-year sample size of completed interviews for adults was 2,314 with 748 from 2011, 718 from 2012, and 848 from 2013. Estimates were weighted to adjust for the probabilities of selection and a raking adjustment factor that adjusted for the distribution of Michigan adults by telephone source, detailed race/ethnicity, education level, marital status, age by gender, gender by race/ethnicity, age by race/ethnicity and renter/owner status all at the state level. Analyses were performed in SAS-Callable SUDAAN, a statistical computing program that was designed for complex sample surveys. The prevalence estimates shown in the graphs within this report are restricted to adults with current asthma (N=1,785).

### Data Source:

- Michigan Asthma Call-Back Survey, 2011-2013, Lifecourse Epidemiology and Genomics Division, Michigan Department of Health and Human Services.

## For More Information:

To view additional data from the Michigan Call-Back Survey visit [www.michigan.gov/asthmaepi](http://www.michigan.gov/asthmaepi)

To get more information on asthma and see additional reports, visit [www.michigan.gov/asthma](http://www.michigan.gov/asthma)

## Suggested Citation:

Seaton T, Anderson B, and Wahl R, Asthma Call-Back Survey: Adults. Lansing, Michigan: Bureau of Epidemiology and Population Health, Michigan Department of Health and Human Services, 2017.

